



# Shapes


This is a triangle. A triangle has three sides.



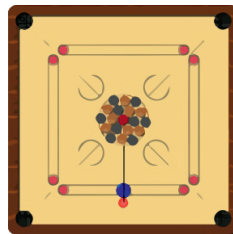
This is a rectangle. A rectangle has 2 equal sides.





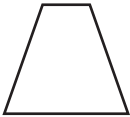

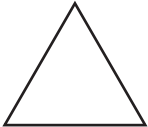

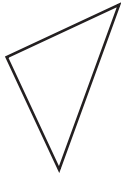
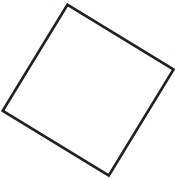

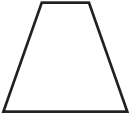

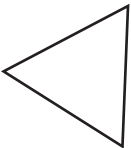

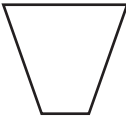



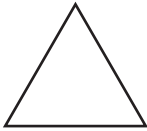
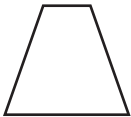









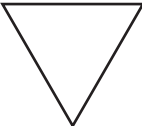
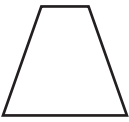
This is a circle. It has no side.



This is a square. A square has 4 equal sides.



Colour the shape that is like the one in the first column.

A rectangle has 4 sides.




A square has 4 sides.



Both square and rectangle are **quadrilaterals**.

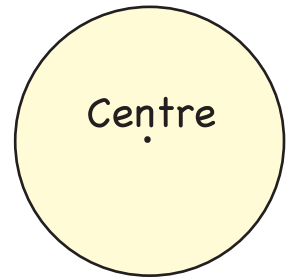
All quadrilaterals have **4 sides**.

Write 1 in all quadrilaterals, 2 in all triangles and 3 in all circles.



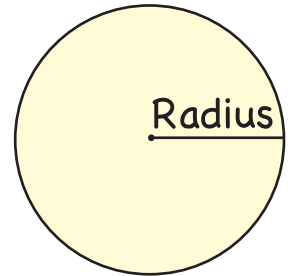
Look at this circle.

It has a centre.



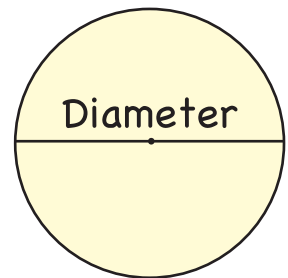
We can draw a line from the centre to a point on the circle.

This line is called the radius of the circle.

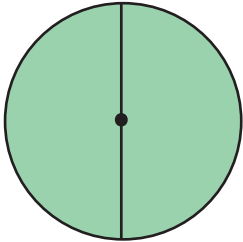


We can draw a line from one point on the circle to another point, through the centre.

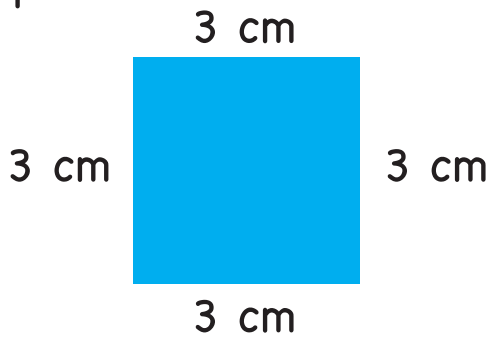
This line is called the diameter of the circle.



Look at the circle. Tell whether the line is of radius or diameter.

	Diameter	Radius
---	----------	--------

Look at this square.



Each side is 3 cm long.

What is the total length of the square?

$$3 \text{ cm} + 3 \text{ cm} + 3 \text{ cm} + 3 \text{ cm} = 12 \text{ cm}$$

The total length of the square is 12 cm.

This is called the **perimeter** of the square.

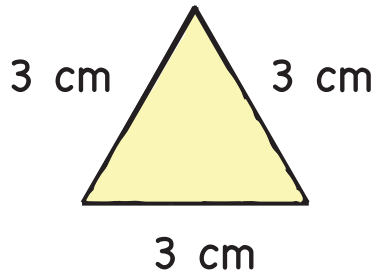
The **perimeter** of a figure is the total distance around all sides of the figure.

To find the perimeter:

**Step 1** Look at the length of each side of the figure.

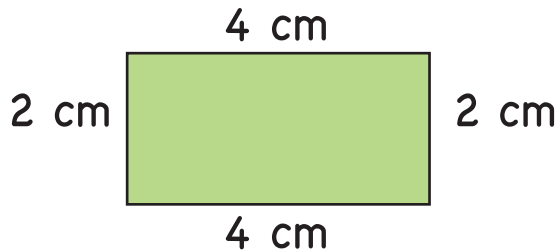
**Step 2** Add all the lengths.

Find the perimeter of the triangle.



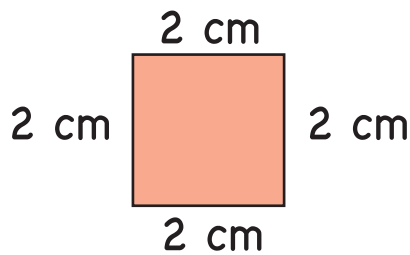
$$3 \text{ cm} + 3 \text{ cm} + 3 \text{ cm} = 12 \text{ cm}$$

Find the perimeter of the rectangle.



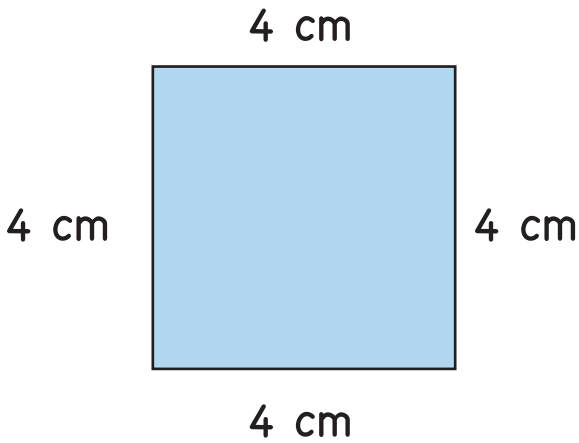
$$2 \text{ cm} + 2 \text{ cm} + 4 \text{ cm} + 4 \text{ cm} = 12 \text{ cm}$$

Find the perimeter of the square.

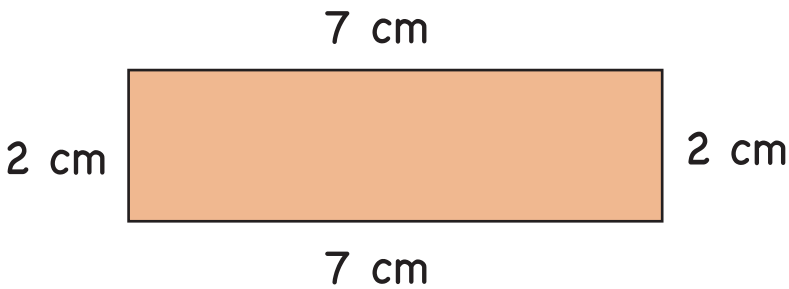


$$2 \text{ cm} + 2 \text{ cm} + 2 \text{ cm} + 2 \text{ cm} = 8 \text{ cm}$$

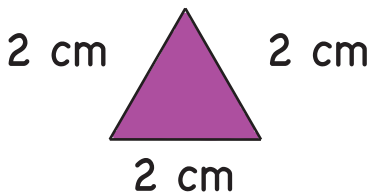
Read the length of each side of the figure. Find the perimeter.



Perimeter = \_\_\_\_\_



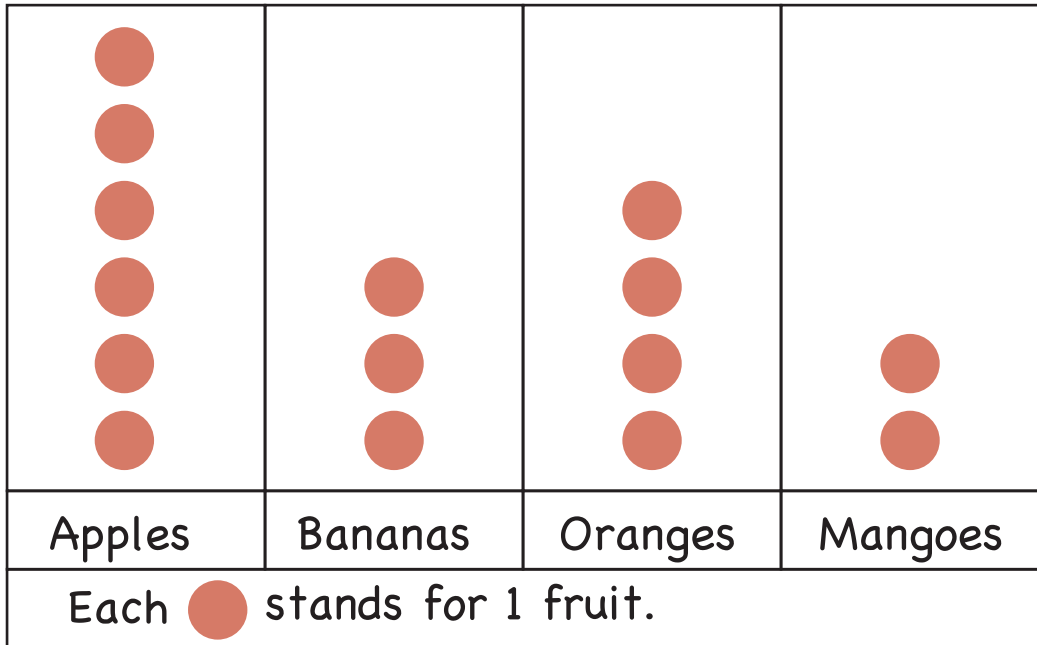
Perimeter = \_\_\_\_\_



Perimeter = \_\_\_\_\_

# Picture graphs

Imran buys four types of fruits. He uses a picture graph to show the number of each type of fruit he has bought.



We can read the picture graph by counting the .

**Apples:** There are 6  so he buys 6 apples.

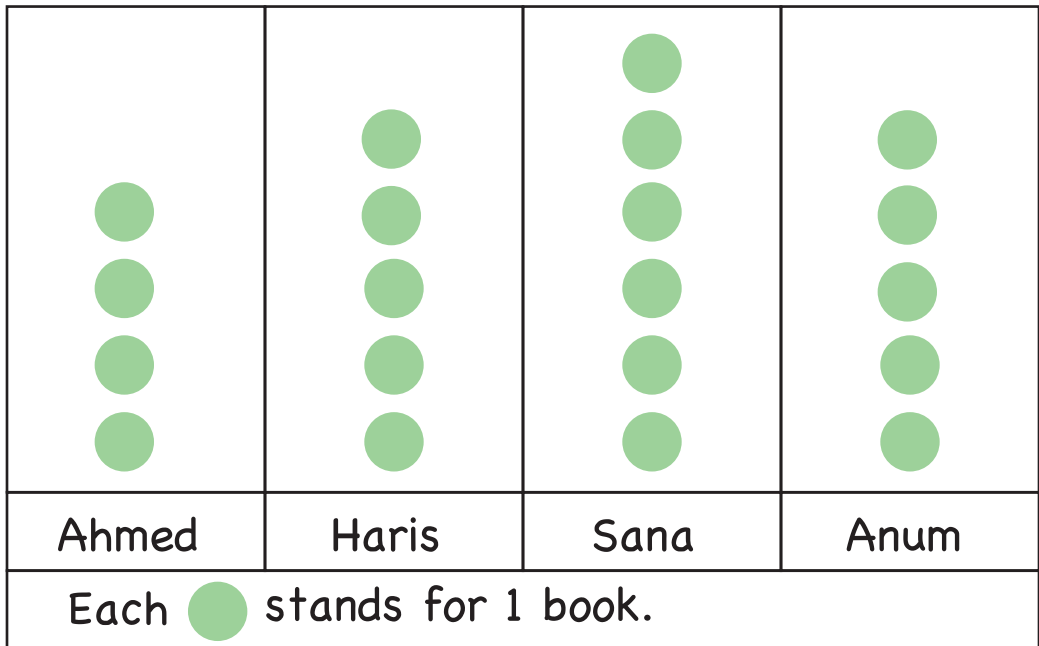
**Bananas:** There are 3  so he buys 3 bananas.

**Oranges:** There are 4  so he buys 4 oranges.

**Mangoes:** There are 2  so he buys 2 mangoes.



The picture graph below shows the number of books that each child has.



Read the picture graph by counting . Write the number of books that each child read.

Ahmed: \_\_\_\_\_

Haris: \_\_\_\_\_

Sana: \_\_\_\_\_

Anum: \_\_\_\_\_